

THERE'S MORE THAN ONE REASON TO LOVE THE NEW KOALA BABY CHANGING STATION.



We Care for Kids.

Distributed by
www.PandaProducts.com
Phone: (800) 608-6568
Fax: (409) 840-5545
info@pandaproducts.com

BABY CHANGING STATION CATALOG



KB101 VERTICAL, WALL-MOUNTED

Dimensions: 22" W x 35 1/2" H (559 x 902mm) • Depth (closed): 5 1/4" (133mm) • Extension (open): 35" (889mm) • Colors: Cream, Grey, White Granite



KB108 OVAL, WALL-MOUNTED

Dimensions: 33 7/8" W x 20 1/2" H (860 x 521mm) • Depth (closed): 4" (102mm) • Extension (open): 20 1/2" (521mm) • Colors: Cream, Grey, Grey Granite



KB112-01RE RECESSED COUNTERTOP-MOUNTED

Dimensions: 32" W x 19 5/8" L (812 x 497mm) • Depth: 3" (76mm) • Color: Grey Granite

KB112-01CT COUNTERTOP SURFACE-MOUNTED

Dimensions: 36 1/2" W x 22 5/8" L (927 x 575mm) • Depth: 3 1/4" (83mm) • Color: Grey Granite



KB102 CHILD PROTECTION SEAT

Dimensions: 12 1/4" W x 18 3/4" H (311 x 476mm) • Depth (closed): 5 5/8" (143mm) • Extension (open): 12 1/2" (317mm) • Colors: Cream, Grey



KB110-SSRE HORIZONTAL, RECESSED-MOUNTED

Dimensions: 37" W x 23" H (940 x 584mm) • Depth (closed): 3/4" (20mm) • Extension (open): 15 1/4" (387mm) • Rough Wall Opening: 35 1/2" W x 20 1/2" H (900 x 529mm) • Depth: 4" min. (102mm)

KB110-SSWM HORIZONTAL, WALL-MOUNTED

Dimensions: 35 1/4" W x 20" H (892 x 508mm) • Depth (closed): 4" (102mm) • Extension (open): 15 3/16" (386mm)



KB111-SSRE VERTICAL, SEMI-RECESSED MOUNTED

Dimensions: 24 1/4" W x 39 1/2" H (616 x 1003mm) • Depth (closed): 1 1/2" (38mm) • Extension (open): 29 3/4" (756mm) • Rough Wall Opening: 22 1/2" W x 36" H (572 x 914mm) • Depth: 4" min (102mm)

KB111-SSWM VERTICAL, WALL-MOUNTED

Dimensions: 22" W x 35 1/2" H (565 x 902mm) • Depth (closed): 5 1/4" (133mm) • Extension (open): 35" (889mm)

Material: 18-gauge type 304 satin-finish stainless steel with grey polyethylene bed.



KB110-ST HORIZONTAL, RECESSED-MOUNTED WITH STAINLESS STEEL FLANGE

Dimensions: 37" W x 23" H (940 x 584mm) • Depth (closed): 4" (102mm) • Extension (open): 15 1/4" (387mm) from flange • Rough Wall Opening: 35 1/2" W x 20 1/2" H (900 x 529mm) • Depth: 4" min. (102mm) • Colors: Cream, Grey, White Granite • Material: 18-gauge type 304 satin-finish stainless steel with polyethylene bed.

KOALA'S BEAUTIFUL NEW DESIGN HAS REDEFINED THE BENEFITS OF "FAMILY FRIENDLY" ACCOMMODATION.

Parents appreciate public establishments that provide safe, sanitary amenities for their children according to a recently conducted national survey. In fact, they are more loyal and spend more money at foodservice and retail operations that are "family friendly."

DURABILITY:
MULTI-POINT MOUNTING,
CONCEALED HARDWARE,
STEEL-ON-STEEL HINGE
PREVENTS WEARING

SANITATION:
DUAL BED LINER
DISPENSERS,
EXCLUSIVE MICROBAN®
PRODUCT PROTECTION


BABY COMFORT:
NO PINCH POINTS,
SOFT CONTOURS
CRADLE CHILD

CONVENIENCE:
TWO BAG HOOKS

**EASE OF
MAINTENANCE:**
SEAMLESS
CONSTRUCTION

BEAUTY:
FLAT-PANEL DESIGN,
FOUR COLOR CHOICES

EASY OPERATION:
SHOCK-ASSISTED
OPEN AND CLOSE



SAFETY:
VIRTUALLY NO
DEFLECTION



PEACE OF MIND:
HEAVY-DUTY
BEAR-OF-A-
CHASSIS



STRENGTH:
SUPPORTS A
200 LB. WEIGHT

COMPLIANCE:
EXCEEDS ASTM,
EN STANDARDS



KB200 HORIZONTAL, SURFACE MOUNTED

Dimensions: 35" W x 22" H (889 x 557/8mm) • Depth
(closed): 4" (102mm) • Extension (open): 22 1/2" (571 1/2mm)
• Colors: Cream, Grey, White Granite, Earth (new)



Microban®
Product protection

AVAILABLE ONLY ON KOALA
BABY CHANGING PRODUCTS.



LEED Certification
contribution.



ASTM, ADA and EN
compliance.



American National
Standards Institute

Distributed by
www.PandaProducts.com

Phone: (800) 608-6568
Fax: (409) 840-5545

info@pandaproducts.com



KB134-SSLD SANITARY BED LINER DISPENSER, RECESSED-MOUNTED

- 18-gauge, type 304 satin-finish stainless steel • Dispenses 100 13⁴/₈ x 19⁴/₈ (330 x 485mm) Koala Sanitary Bed Liners • Dimensions: 9⁵/₈ W x 18⁴/₈ H (244 x 457mm) • Depth: 4⁴/₈ (102mm) • Rough Wall Opening: 16¹/₂ H x 8³/₈ W (419 x 213mm) • Depth: 4⁴/₈ min. (102mm)



KB143-SS DIAPER DISPENSER, SURFACE-MOUNTED

- 18-gauge, type 304 satin-finish stainless steel, optional recessed trim kit KB144-99, two tumbler locks, multiple coinage settings for US and Canada • Dimensions: 12¹/₄ W x 42⁴/₈ H (311 x 1066mm) • Depth: 5¹/₄ (133mm) • Rough Wall Opening: 12¹/₂ W x 42¹/₄ H (318 x 1073mm) • Depth: 4⁴/₈ max. (102mm)

KB113-99 DIAPER KIT

Includes: one disposable diaper, one Koala Sanitary Bed Liner, two sanitary wipes, one disposable bag • 120 packs per case



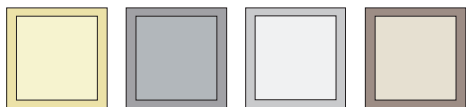
KB150-99 SANITARY BED LINERS

- 3-ply biodegradable • 500 liners per case • Dimensions: 13⁴/₈ x 19⁴/₈ (330 x 483mm)

STANDARD SPECIFICATIONS

- Equipped with full-length steel-on-steel hinges with 11-gauge steel mounting supports. • Complies with consumer safety performance specifications in ASTM F 2285-04 with third-party confirmation of testing. • Provides smooth, concave changing surface resulting in comfort for the baby as well as maintenance cost containment with the absence of pinch points, crevices and other dust and dirt collection areas. • Constructed of high-density polyethylene with stable embedded anti-microbial technology which inhibits the growth of bacteria that can cause stains, odors, and product degradation. • Includes replaceable nylon safety straps, hooks for bags and purses, instructional graphics and Braille (KB200 optional). • Built-in Sanitary Bed Liner Dispensers included with each model.

KB200 COLOR SELECTION




CREAM #00 GREY #01 WHITE GRANITE #05 EARTH #11

KB200 ADDITIONAL SPECIFICATIONS

Unibody 11-gauge steel chassis supports 200 lbs. with less than 1° deflection from 90°. Bobrick-keyed lock. Concealed hardware. Polypropylene material, steel-on-steel hinges.

Please visit www.koalabear.com for information including installation, technical data sheets and Koala's five-year replacement policy against vandalism warranty.

STANDARD COLOR SELECTION



CREAM #00 KB100-ST
KB101
KB102
KB108*

GREY #01 KB100-ST
KB101
KB102

WHITE GRANITE #05 KB100-ST
KB101

GREY #01 KB108

GREY GRANITE #12 KB108
KB112

Please use two-digit color suffix following model number when ordering. Note: For descriptive purposes only. *Actual color for KB108 is lighter than shown.

KOALA KARE PRODUCTS
A Division of Bobrick



We Care for Kids.

Distributed by
www.PandaProducts.com
Phone: (800) 608-6568
Fax: (409) 840-5545
info@pandaproducts.com